

Eco Materials Adviser: Comparison Report

Part/Assembly number: Assy, Door
Conducted by: miread@grantadesign.com

Date: 10/8/2012

This report details the changes in the eco impact of your new concept assembly compared to your baseline assembly. A comparison is made for each of the indicators.

Contents

Overview page 2

Energy usage summary page 3

CO2 footprint summary page 4

Water usage summary page 5

Cost summary page 6

RoHS compliance and Food-contact compatibility summary page 7

End of life summary..... page 8

How to improve this analysis..... page 9

Appendix A: How are these figures calculated ? page 10

Appendix B: Waste Hierarchy page 11

Notes:

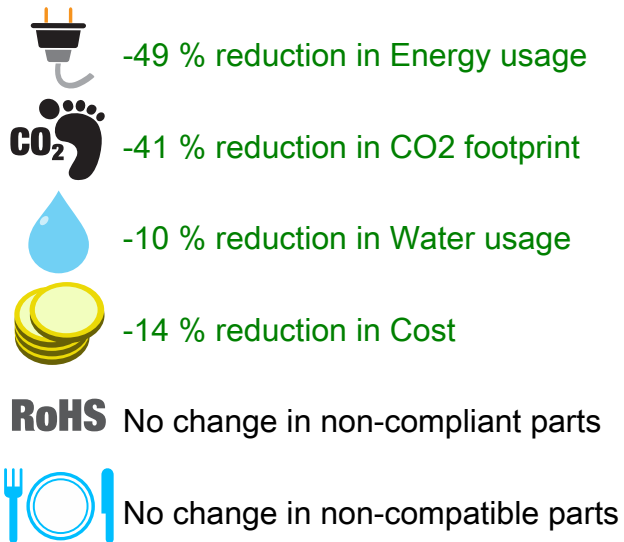
- If your assembly exceeds 20 parts, then only the first 20 parts are included in this analysis
- For information on how these figures are calculated, and how to interpret them, please see the appendices at the end of this report.

Eco Materials Adviser: Comparison Report

Part/Assembly number: Assy, Door
Conducted by: miread@grantadesign.com

Date: 10/8/2012

Overview: change compared to baseline



Notes:

- If your assembly exceeds 20 parts, then only the first 20 parts are included in this analysis
- For information on how these figures are calculated, and how to interpret them, please see the appendices at the end of this report.

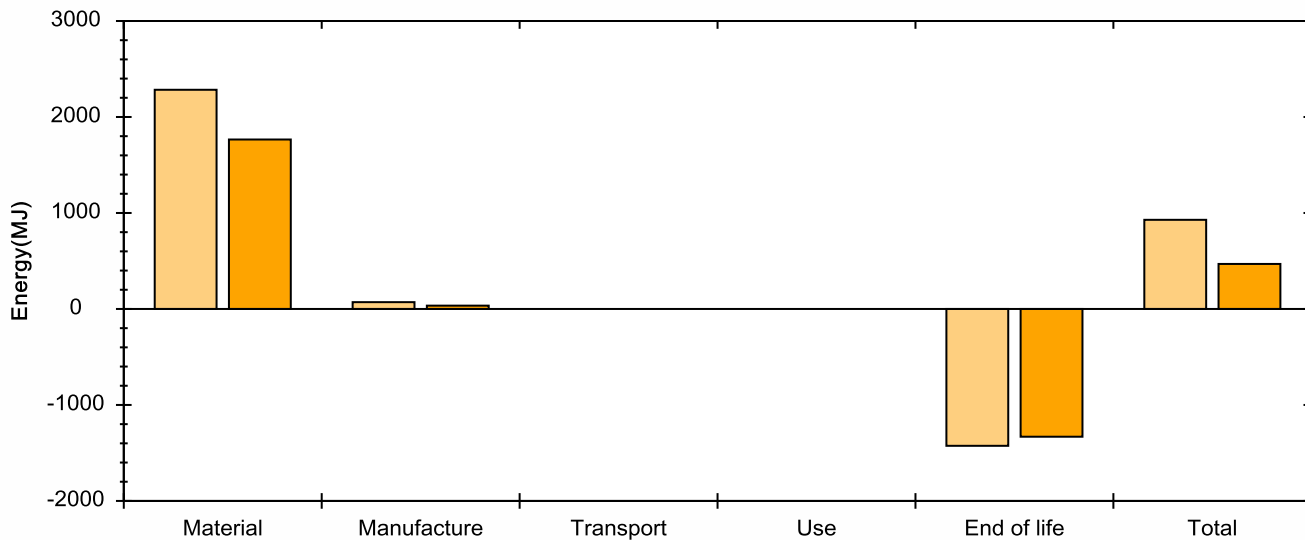
Eco Materials Adviser: Comparison Report

Part/Assembly number: Assy, Door
Conducted by: miread@grantadesign.com

Date: 10/8/2012



Energy usage: summary for 19 parts analyzed



| | Baseline | New concept | Change | Percentage |
|------------------|--|-------------|--------|-----------------|
| Material (MJ) | 2300 | 1800 | -520 | -23 % reduction |
| Manufacture (MJ) | 71 | 35 | -36 | -51 % reduction |
| Transport (MJ) | Available in Full Version of Eco Materials Adviser | | | |
| Use (MJ) | Available in Full Version of Eco Materials Adviser | | | |
| End of life (MJ) | -1400 | -1300 | 95 | 7 % increase |
| Total (MJ) | 930 | 470 | -460 | -49 % reduction |

Notes:

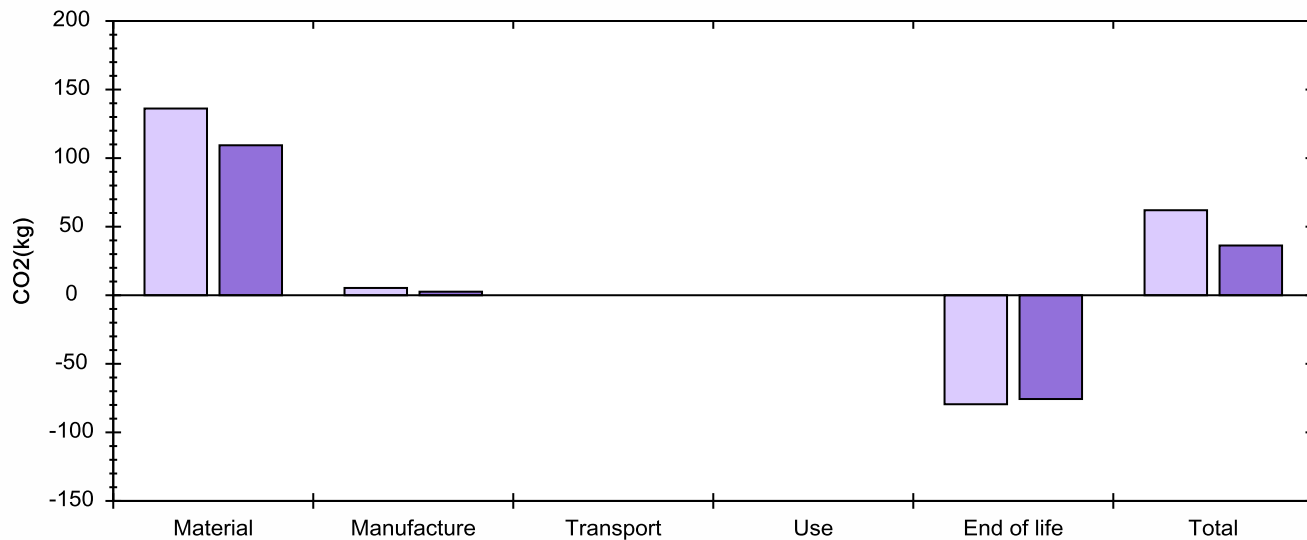
- If your assembly exceeds 20 parts, then only the first 20 parts are included in this analysis
- For information on how these figures are calculated, and how to interpret them, please see the appendices at the end of this report.

Eco Materials Adviser: Comparison Report

Part/Assembly number: Assy, Door
Conducted by: miread@grantadesign.com

Date: 10/8/2012

CO2 footprint: summary for 19 parts analyzed



| | Baseline | New concept | Change | Percentage |
|------------------|--|-------------|--------|-----------------|
| Material (kg) | 140 | 110 | -27 | -20 % reduction |
| Manufacture (kg) | 5.3 | 2.6 | -2.7 | -51 % reduction |
| Transport (kg) | Available in Full Version of Eco Materials Adviser | | | |
| Use (kg) | Available in Full Version of Eco Materials Adviser | | | |
| End of life (kg) | -79 | -76 | 3.8 | 5 % increase |
| Total (kg) | 62 | 36 | -26 | -41 % reduction |

Notes:

- If your assembly exceeds 20 parts, then only the first 20 parts are included in this analysis
- For information on how these figures are calculated, and how to interpret them, please see the appendices at the end of this report.

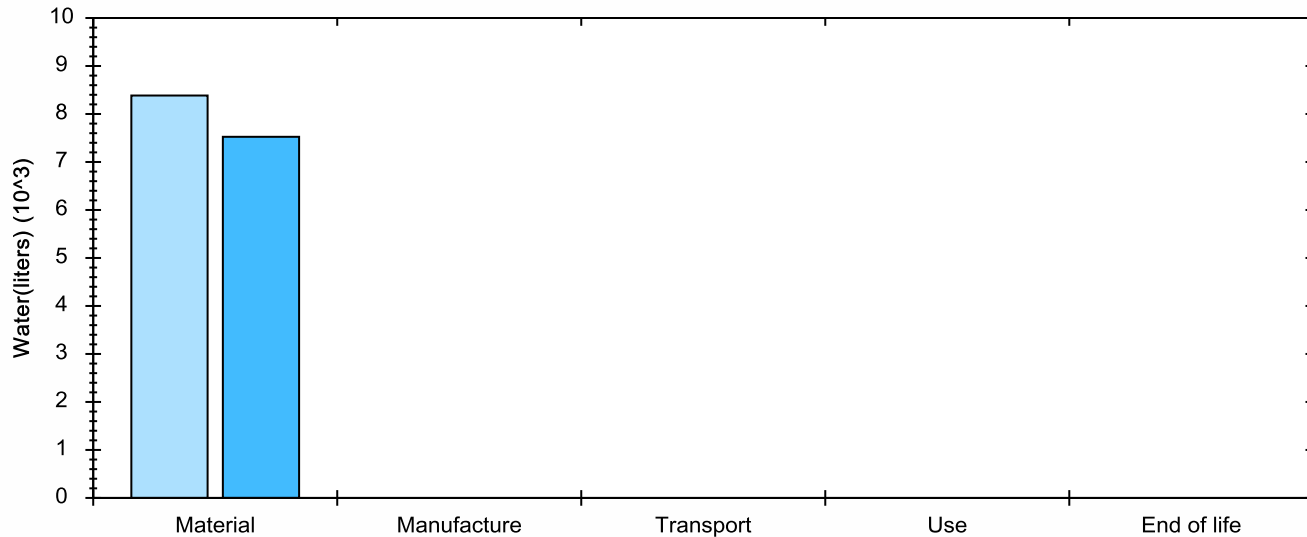
Eco Materials Adviser: Comparison Report

Part/Assembly number: Assy, Door
Conducted by: miread@grantadesign.com

Date: 10/8/2012



Water usage: summary for 19 parts analyzed



| | Baseline | New concept | Change | Percentage |
|----------------------|--------------------------|-------------|--------|-----------------|
| Material (liters) | 8400 | 7500 | -860 | -10 % reduction |
| Manufacture (liters) | Not included in analysis | | | |
| Transport (liters) | Not included in analysis | | | |
| Use (liters) | Not included in analysis | | | |
| End of life (liters) | Not included in analysis | | | |

Notes:

- If your assembly exceeds 20 parts, then only the first 20 parts are included in this analysis
- For information on how these figures are calculated, and how to interpret them, please see the appendices at the end of this report.

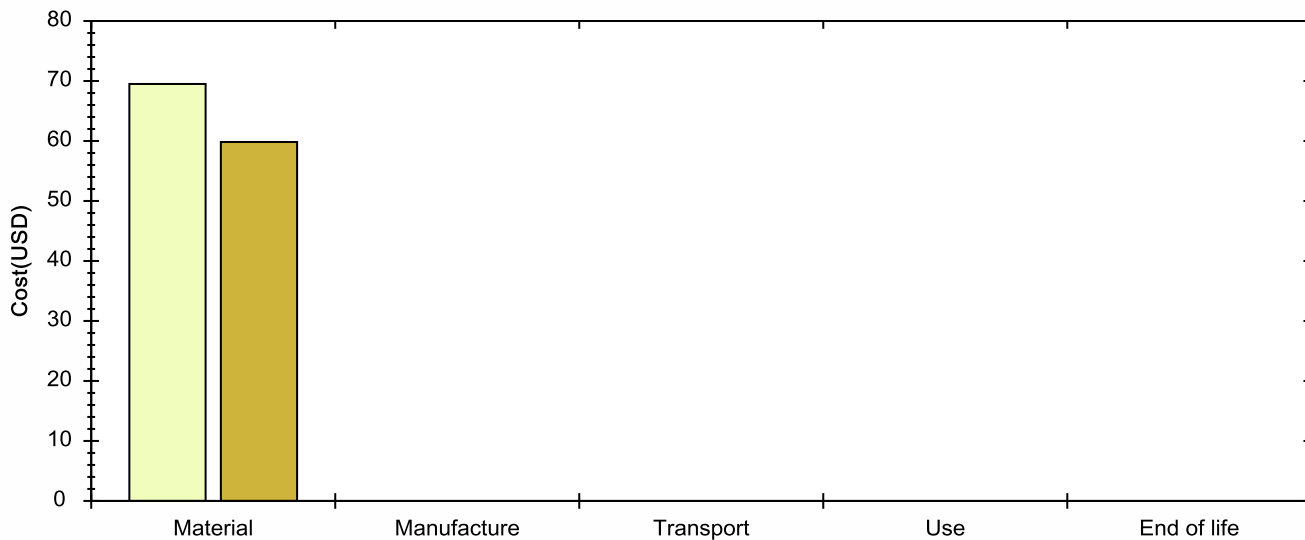
Eco Materials Adviser: Comparison Report

Part/Assembly number: Assy, Door
Conducted by: miread@grantadesign.com

Date: 10/8/2012



Cost: summary for 19 parts analyzed



| | Baseline | New concept | Change | Percentage |
|-------------------|--------------------------|-------------|--------|-----------------|
| Material (USD) | 70 | 60 | -9.7 | -14 % reduction |
| Manufacture (USD) | Not included in analysis | | | |
| Transport (USD) | Not included in analysis | | | |
| Use (USD) | Not included in analysis | | | |
| End of life (USD) | Not included in analysis | | | |

Notes:

- If your assembly exceeds 20 parts, then only the first 20 parts are included in this analysis
- For information on how these figures are calculated, and how to interpret them, please see the appendices at the end of this report.

Eco Materials Adviser: Comparison Report

Part/Assembly number: Assy, Door
Conducted by: miread@grantadesign.com

Date: 10/8/2012

RoHS RoHS compliance and Food-contact compatibility: summary for 19 parts analyzed

| | Baseline | New concept | Change |
|------|------------------------|------------------------|-----------------------------------|
| RoHS | 0 non-compliant parts | 0 non-compliant parts | No change in non-compliant parts |
| Food | 6 non-compatible parts | 6 non-compatible parts | No change in non-compatible parts |

Important:

A material that is described as 'non-compliant' with the RoHS Directive or 'non-compatible' for food contact applications means that the material is likely to contain substances that: are restricted under the RoHS Directive; or make the material unsuitable for food contact applications, respectively. By default, parts with no material assigned are also assumed to be RoHS non-compliant and food contact non-compatible. See the 'How to improve this analysis' section for details of which parts have no material assigned.

If a material is described as RoHS Directive 'compliant' or food contact 'compatible', it means that there are commercial grades of that material available which are RoHS Directive compliant or suitable for food contact applications respectively.

It is the responsibility of the user to determine the status of the specific material grades used with regard to RoHS Directive compliance and food-contact compatibility.

Notes:

- If your assembly exceeds 20 parts, then only the first 20 parts are included in this analysis
- For information on how these figures are calculated, and how to interpret them, please see the appendices at the end of this report.

Eco Materials Adviser: Comparison Report

Part/Assembly number: Assy, Door
Conducted by: miread@grantadesign.com

Date: 10/8/2012



End of life: summary for 19 parts analyzed

| | Baseline | New concept | Change |
|----------------------|----------|-------------|--------|
| Reuse | 0 | 0 | 0 |
| Recycle | 11 | 12 | 1 |
| Downcycle | 2 | 1 | -1 |
| Combustion | 6 | 6 | 0 |
| Landfill | 0 | 0 | 0 |
| No material assigned | 0 | 0 | 0 |
| Total | 19 | 19 | 0 |

Definitions of end of life strategies:

| | |
|-------------------|---|
| Reuse | Redistribution of a product to a consumer sector that is willing to accept it in its used state, either for its original purpose or for a different one. |
| Recycle | (Also called closed-loop recycling.) Reprocessing of recovered materials at the end of product life, returning them to the supply chain as a material of similar type, with similar performance and embodied energy. |
| Downcycle | (Also called open-loop recycling.) Reprocessing of recovered materials at the end of product life, returning them to the supply chain as a material with lower performance and lower embodied energy. For example: conversion of PET bottles into fibers for fleece clothing; crushing of materials into aggregate or filler replacement. |
| Combustion | Recovery of a proportion of embodied energy (in the form of heat) by controlled combustion. |
| Landfill | Disposal of a product by committing it to landfill. |

Notes:

- If your assembly exceeds 20 parts, then only the first 20 parts are included in this analysis
- For information on how these figures are calculated, and how to interpret them, please see the appendices at the end of this report.

Eco Materials Adviser: Comparison Report

Part/Assembly number: Assy, Door
Conducted by: miread@grantadesign.com

Date: 10/8/2012

To improve the accuracy of your analysis, please address the following issues:

- i** No process assigned to Frame, Door:2.
- i** No process assigned to PK46.51.11.040:2.
- i** No process assigned to 2108-6105015:2.
- i** No process assigned to Panel, Door:1.
- i** No process assigned to Hinge, Upper:2.
- i** No process assigned to Hinge, Lower:2.
- i** No process assigned to Handle, Door:1.
- i** No process assigned to rubber ring:1.
- i** No process assigned to rubber ring:2.
- i** No process assigned to rubber ring:5.
- i** No process assigned to rubber ring:6.
- i** No process assigned to rubber ring:3.
- i** No process assigned to rubber ring:4.

Notes:

- If your assembly exceeds 20 parts, then only the first 20 parts are included in this analysis
- For information on how these figures are calculated, and how to interpret them, please see the appendices at the end of this report.

Eco Materials Adviser: Comparison Report

Part/Assembly number: Assy, Door
Conducted by: miread@grantadesign.com

Date: 10/8/2012

Appendix A: How are these figures calculated?

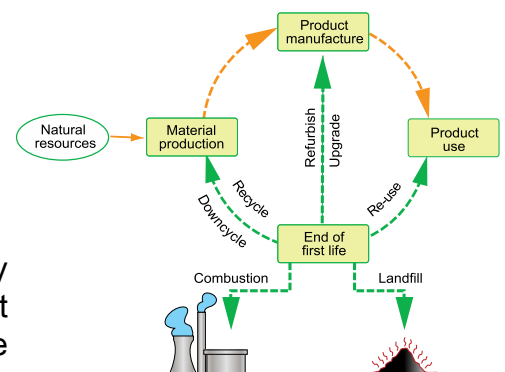
The environmental indicators included in this analysis are based on detailed, quantitative studies of the natural resources and energy required to:

- produce a material,
- process that material in manufacturing operations,
- manage that material at the end of its useful life.

These studies allow us to say how much energy is consumed or how much CO₂ is released into the atmosphere in order to produce, process and manage 1kg of a material.

The base version of the Eco Materials Adviser focuses on the analysis of the material production, product manufacture and end of life phases of the product lifecycle. The full version extends this analysis to include the eco impacts associated with the transport and use phases.

For each material in the database a default end of life strategy has been assigned (recycle, landfill etc.) based on the most common strategy employed in industrial practice today. Where the end of life phase is shown as reducing the eco impact, this is due to the environmental benefits of avoiding the production of virgin materials (or fuel, in the case of combustion with heat recovery). Further explanation of these calculations and the extensive range of data sources can be found in the 'Eco Impact analysis' section of your user guide.



Notes:

- If your assembly exceeds 20 parts, then only the first 20 parts are included in this analysis
- For information on how these figures are calculated, and how to interpret them, please see the appendices at the end of this report.

Eco Materials Adviser: Comparison Report

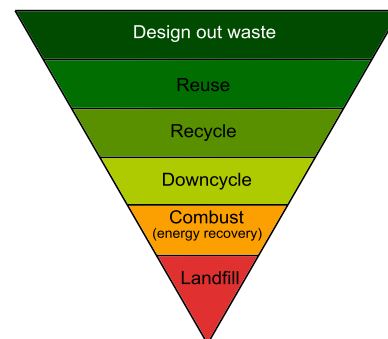
Part/Assembly number: Assy, Door
Conducted by: miread@grantadesign.com

Date: 10/8/2012

Appendix B: The Waste Hierarchy

The principle of the waste hierarchy is to prioritise End of Life (EoL) strategies towards the top of the hierarchy, such as 'reduce' and 'reuse', which help to retain the value and quality of materials, over strategies such as 'combust' and 'landfill' where material value is lost. Note that 'Design out waste' is not an EoL strategy as such but a design principle - look for opportunities to reduce the amount of material used throughout the product lifecycle.

It is important to note that the appropriate EoL strategy for an assembly is not simply determined by the EoL strategy proposed for the constituent parts. This is because the selection of an appropriate EoL strategy for an assembly will also depend on factors such as the methods used to join materials, the structure of the product and the need for certain parts to be treated separately to comply with legislative requirements (e.g. WEEE Directive). For instance, even if all parts of a product are listed as recyclable, this does not necessarily mean that the assembly can be recycled.



Like Eco Materials Adviser? Upgrade to the full version which:

- Has no limit on the number of parts in your assembly
- Features a more comprehensive materials database of around 3,000 materials
- Analyses the full product lifecycle, including transport and use phases

Upgrade now at: <http://inventor.grantadesign.com/en/upgrade.asp>

Notes:

- If your assembly exceeds 20 parts, then only the first 20 parts are included in this analysis
- For information on how these figures are calculated, and how to interpret them, please see the appendices at the end of this report.